



A1F Glycan

A1F N-linked oligosaccharide

Catalog Number

SA-A1F

Description

Mono-sialylated, core-fucosylated bi-antennary complex-type N-glycan (oligosaccharide).

Sources

A1F glycan is found on many mammalian glycoproteins including IgG, gamma globulins, and many serum glycoproteins. This product is typically purified from the oligosaccharide pool released from porcine thyroglobulin by hydrazinolysis using a combination of HPLC and glycosidase digestion.

Form

Dry. Dried by centrifugal evaporation from an aqueous solution. Contains ammonium salt to stabilize against desialylation.

Molecular Weight

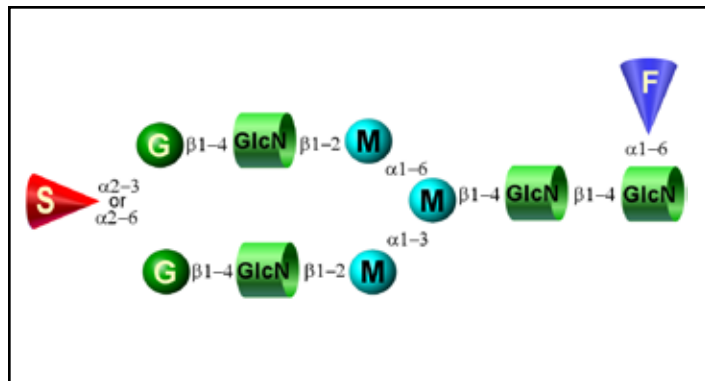
2079

Purity

> 90% pure as assessed by a combination of 1H-NMR and HPLC.

Storage

Keep at -20°C both before and after dissolution. This product is stable for at least 5 years as supplied.



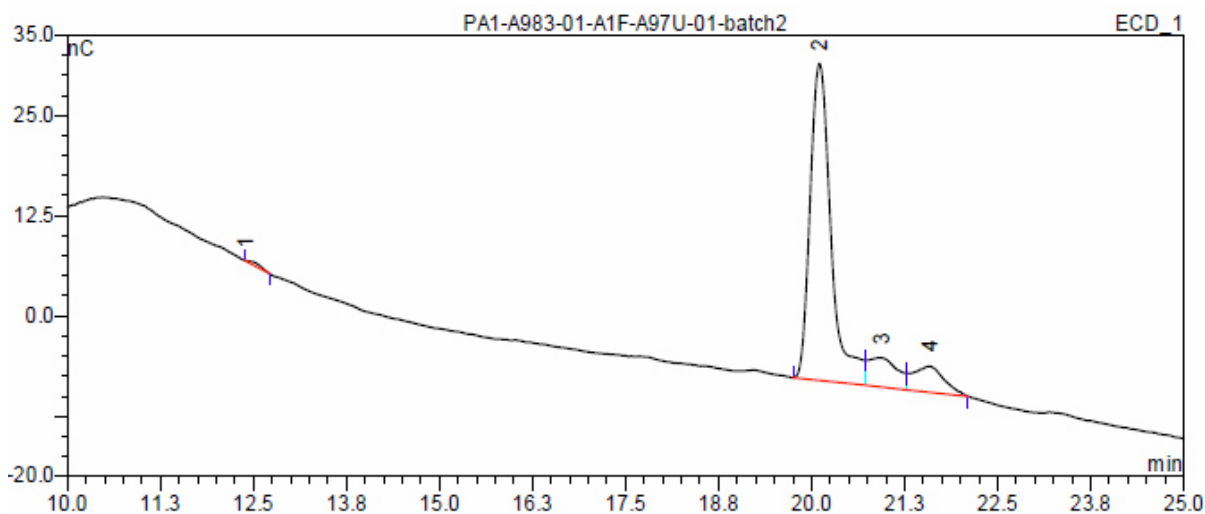
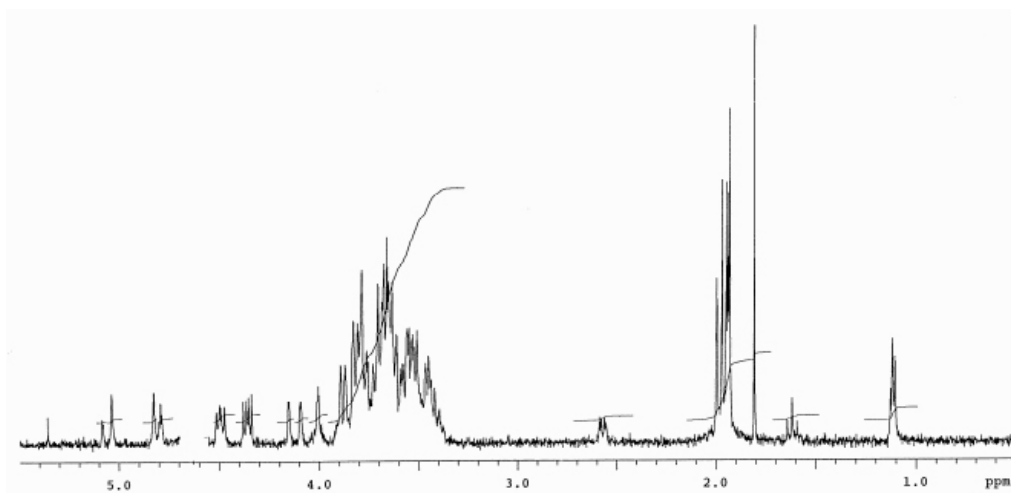
Shipping: The product can be shipped at ambient when dry. After dissolution, ship on dry ice.

Handling: Allow the unopened vial to reach ambient temperature and tap unopened on a solid surface to ensure that most of the lyophilized material is at the bottom of the vial. Gently remove the cap, add the desired volume of reconstitution medium, re-cap and mix thoroughly to bring all the oligosaccharide into solution. For maximal recovery of oligosaccharide, ensure that the cap lining is also rinsed and centrifuge the reconstituted vial briefly before use. Ensure that any glass, plasticware or solvents used are free of glycosidases and environmental carbohydrates. Minimize exposure to elevated temperatures or extremes of pH.

Safety

This product is non-hazardous and has been purified from natural sources certified to be free of all hazardous material including pathogenic biological agents.

**SA-A1F A1F Glycan
Specifications**

Certificate of Analysis**Product** A1F Glycan**Catalog no.** SA-A1F**Lot no.** A97U-01**Purity** > 90% pure as assessed by a combination of ¹H-NMR and HPLC.**Figure 1 : HPAE-PAD HPLC Profile of A1F (Cat. No.SA-A1F, Lot No. A97U-01)****Figure 2 : 500 MHz ¹H-NMR Profile of A1F (Cat. No.SA-A1F, Lot No. A97U-01)****Warranties and liabilities**

QA-Bio, LLC warrants that the above product conforms to the specifications described herein. Should the product fail for reasons other than through misuse QA-Bio, LLC will, at its option, replace free of charge or refund the purchase price. This warranty is exclusive and QA-Bio, LLC makes no other warrants, expressed or implied, including any implied conditions or warranties of merchantability or fitness for any particular purpose.

QA-Bio, LLC shall not be liable for any incidental, consequential or contingent damages.

This product is intended for *in vitro* research only.

updated June 21, 2010